

Conversion Interstate - WZ1/TMD - Traffic Management Plan Designer Practitioner (TMD)

1

Course Length: Two (2) days

Course Times: 8.00am to approx. 4.30pm

Competency: Based on National Courses:

RIIRIS402E – Carryout the risk management process

RIICWD503E - Prepare Workzone Traffic Management Plans and Traffic Guidance Schemes

Fee for Service: \$1350 per participant

After successful completion of assessments, the participant will be provided with a Statement of Attainment for RIIRIS402E – Carryout the Risk Management Process and a Certificate of Refreshment Training for RIICWD503E Prepare Workzone Traffic Management Plans and Traffic Guidance Schemes. These can be produced to any Motor Vehicle Registry (MVR) office to be issued with a personalized ID Card which is currently valid for a period of three (3) years.

Course overview - Accreditation Currency

Re-accreditation is required to ensure that practitioners are kept up-to-date with any changes in legislation, standards and guidelines etc. and also changes in technology and work practices over the previous three-year period. Maintenance of workzone accreditation requires a person to take active action to maintain currency and is intended to:

- ensuring that only persons who have maintained their skills are eligible to operate in the temporary traffic management industry.
- This can be achieved by completing a verification of competency based on presentation of supporting evidence from another State or Territory (RPL), and attendance at a WZ1/TMD Conversion course may still be required. There are huge variations between States and Territories and in exceptional circumstances contacting the Department of Infrastructure Planning and Logistics for the final decision may be required).

Key Topics

- Theoretical knowledge Supervised in class individual and group studies
- Plan and prepare for implementing the risk management process
- Identify workplace hazards
- Assess workplace risks and identify unacceptable risk levels
- Identify potential actions and develop risk controls
- Review traffic management plan
- Review traffic guidance scheme
- Implement and evaluate risk control

Dress

A minimum standard of PCBU/Company Personnel Protective Equipment (PPE).

Workzone Traffic Management Re-accreditation - Pre-Requisites for WZ1/TMD-P

Those who seek re-accreditation will need to provide evidence of active engagement in the industry within the previous 12 months. Documentary evidence of experience must include details of at least three (3) TMPs that the applicant has prepared, approved and implemented at a worksite. The applicant must submit the above evidence of experience prior to sitting the refresher course.

Applicants must have achieved Statement of Attainment in the current unit of competency (RIICWD503E and RIWHS302E) prior to being re-accredited (previous unit versions are acceptable).

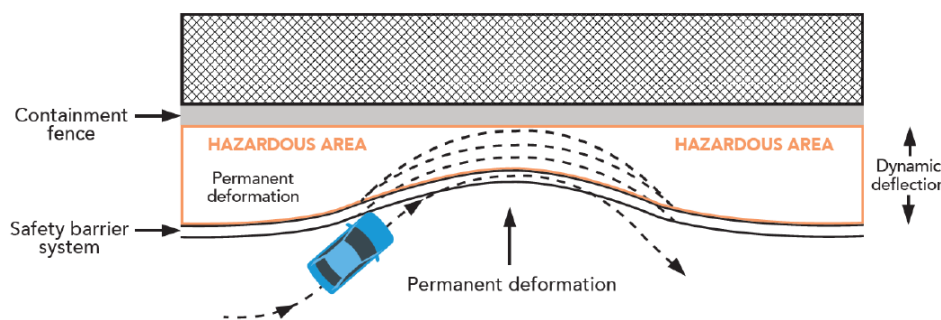
Those seeking re-accreditation will have three (3) months after their accreditation has expired to attend a refresher course. Failing this, the individual is required to attend the full course (exceptional circumstances can be sent to Department of Infrastructure Planning and Logistics for the final decision).

Bring the following on day one of the course:

- Laptop with word capability
- General Construction Induction Training Card (NT White Card or interstate equivalent).
- Australian Motor Vehicle Driver's Licence
- Statement of Attainment for RIWHS302E Implement Traffic Management Plans (WZ3/TMI) and Statement of Attainment for RIIC-

Workzone Plans and Schemes

Figure 5.4: Dynamic deflection and protective fencing behind a safety barrier system



WD503E Prepare Traffic Management Traffic Guidance (WZ1/TMD-NP).

Oral communication	Presents information and provides assistance using industry specific vocabulary Uses listening and questioning to clarify and confirm understanding
Reading	Identifies and interprets information from workplace procedures, documentation, legislation and regulations
Writing	Produces and completes workplace reports, including risk management matrices, using appropriate vocabulary, grammatical structures and conventions

Applicants gaining re-accreditation must have the English language, literacy & numeracy levels to access, interpret & apply:

- Acts, Regulations, Codes of Practice and Guidance notes
- Standard Specifications, AS1742.3 2019 and relevant parts of AGTTM Part 1 to Part 10
- Workplace documentation such as, SWMS, log books accident incident report forms and daily diaries;
- Traffic management plans and traffic guidance schemes;
- Sign position and placement;
- Two-way radios; and
- Communicate in meetings or to a group.

Carry out the risk management process

Risk management is a vital component of traffic management planning. As such, the unit of competency RIIRIS402E Carry out the risk management process is delivered as a co-requisite to RIICWD503E Prepare work zone traffic management plan and will be assessed in the context of traffic management planning.

Traffic Management Plans

TMP assessments shall be based on Northern Territory Legislation and Road Authority Specifics. The TMPs shall include:

- TGSs to a standard that could be implemented by a person with WZ3/TMI accreditation
- One of the TMPs shall include the management of pedestrians

Relatively Simple TMP

The TMP shall contain as a minimum:

- Temporary speed limit
- Lane closure or single lane shuttle

TMP involving staging and multiple TGS

The TMP shall contain as a minimum:

- Multiple stages, with clarity on each stage of the works.

The following should be included in the TMP:

- Excavations
- Traffic control with end of queue calculations (portable traffic control devices shall be the preferred method of traffic control, use of manual traffic controllers shall be justified in the risk assessment)
- Lane closure
- Speed reduction
- Aftercare

Site Specific Risk Assessment.

- The risk event must be identified and appropriately documented and managed.

Traffic Management Analysis:

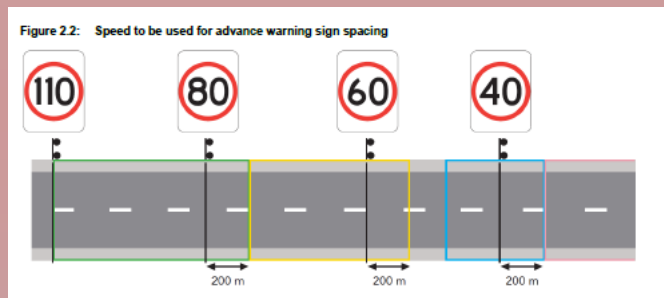
- Methods for managing all road users, including options considered for allowing each road user type to be managed around, through or past the worksite.
- Traffic volume analysis using SCATS / TAMS with calculations and commentary of appropriate levels of service.
- Lane, road and network capacities and impacts.
- Impacts to adjoining road networks particularly with road closures, ensure existing and detoured volumes are considered.

Stakeholder consultation and communication plan.

Methods and/or TGS for the implementation of the TMP

How to access and exit the site, and

Multiple TGSs, including a pedestrian plan and aftercare TGS.



Onsite Compliance Inspection

The applicant must submit a completed compliance inspection of a live work project, using the Traffic Management Audit Compliance template/s from Austroads publications as a guide and shall contain the following:

- A site inspection and providing a description of the topographical features of the site, such as inclines and declines.
- Provide details on road users at the site and the impacts to public transport infrastructure, cycle infrastructure or pedestrian infrastructure.
- Observations and/or data of traffic flow, cycle flow and pedestrian flow, including peaks and troughs, traffic speeds, etc.
- Identification of multiple non-compliance and/or safety issues of the TMP and/or site.
- Appropriate findings shall be justified by referring to appropriate standards, policies, guidelines, code of practice, legislation etc.
- Appropriate recommendations provided and NCR raised.

Re-Accreditation

For all re-accreditations applicants must be aware of any relevant changes to the below documents (or replacement). Where there are key significant changes, applicants shall be required to undertake a written assessment of their knowledge and understanding of the changes.

NT WorkSafe

- Northern Territory of Australia Work Health and Safety (NUL) Act, and its Regulations 2011
- NT WorkSafe current relevant Acts Regulations Codes of Practice and Bulletins and Guidelines
- (Workplace documentation such as, SWMS, log books accident incident report forms and daily diaries)

Safe Work Australia

- All Relevant temporary traffic management Bulletins, Guide, Guidelines, and Codes of Practice.

Other Northern Territory Legislation

- Northern Territory of Australia Control of Roads Act 1953, and its Regulations 2011
- Northern Territory of Australia Traffic Act, 1987 and its Regulations 1999
- Motor Vehicles Act 1949
- Local Government Act 1993

DIPL Specifications and Permit to Work

- DIPL Standard Specification for Roadworks 2020 Version 4.2 (SSRW)
- DIPL Standard Specification for Civil Maintenance 2021 Version 9 (SPCM)
- Provision for Traffic (Part 2 of (SSRW) and SPCM) above.
- Application procedures for a Permit to Work within NT Government Road reserves (PTW)



Australian Standards

- AS 1742.3 Manual of uniform traffic control devices - Traffic control devices for works on roads 2019
- AS 1742.9 Manual of uniform traffic control devices - Bicycle facilities 2018
- AS 1742.10 Manual of uniform traffic control devices - Pedestrian control and protection 2009
- AS 4191 Portable traffic signals 2015
- AS 4852.2 Variable message signs - Portable signs 2019
- AS/NZS 4602.1 High visibility safety garments for high-risk applications 2011
- AS/NZS 3845.1 Road safety barrier systems and devices Road safety devices 2015
- AS/NZS 3845.2 Road safety barrier systems and devices Road safety devices 2016
- AS/NZS ISO 31000 Risk management Guidelines 2018
- AS/NZS 1906.1 Retroreflective materials and devices for road traffic control purposes sheeting - 2017

Other Standards or Guidelines

- Vehicle Standards Guide (VSG-12) Truck-mounted attenuators Truck and Trailer Mounted Attenuator
- National guidelines for the use of truck & trailer mounted attenuators (TMA'S) TMA-NWP-01 November 2012

AUSTROADS

- AUSTROADS Guide to Road Design – Set 2019
- AUSTROADS Guide to Road Design
- AUSTROADS Guide to Bridge Technology
- AUSTROADS Guide to Road Safety Part 6: Road Safety Audit (AGRS06-09)
- AUSTROADS Guide to Temporary Traffic Management Part 1 to Part 10



Written Assessments

4

Traffic Management Plans completed in accordance with DIPL Standard Specification for Roadworks or Standard Specification for Civil Maintenance, AS17423,3 2019 Austroads Guides to Temporary Traffic Management Parts 1-10 that had been implemented for an Event or Workzone, which The applicant has developed. All evidence shall have been within the last 12 months of seeking their DIPL Traffic Management re-accreditation.

The plans must include multiple traffic guidance schemes and speed reductions including a detailed risk assessment. The applicant shall submit a copy of two (2) detailed Traffic Management Plans that have been implemented at an Event or Workzone together with their review comments, for assessment.

The applicant shall submit a copy of a site compliance inspection for of a roadwork or event traffic management site they have completed. together with their review comments, for assessment.

Where an applicant is unable to produce a sample of a Traffic Management Plan that they have designed and been approved within 12 months of seeking their DIPL Traffic Management re-accreditation, an assignment will then need to be submitted by the applicant.

In addition to the above requirement, applicants shall undertake written/oral assessment on their knowledge and understanding of the following:

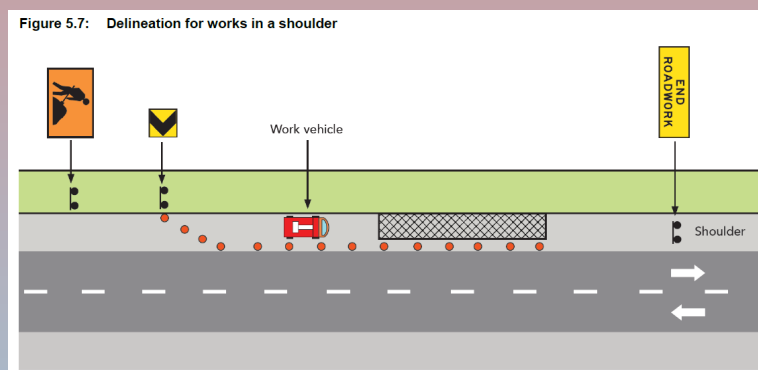
- Duty of Care
- Fatigue and hydration management
- Reporting procedures
- SWMS
- Hazards – Work plant and road users
- Escape routes
- PPE
- Communication
- Daily Diary
- Reviewing TMPs and TGSs
- Sign cleanliness
- Aftercare signage and delineation
- Sign Credibility
- Risk Management
- Traffic flow
- Worker offsets and speed limits
- Staging of works
- Advance Warning / Sight Distance
- Emergency Preparedness (OTMA)
- Validating generic TMP / TGS
- End of queue protection when using traffic controllers
- Safe work methods for setting out and recovering signs and devices

Table 2.3: Level of knowledge of AGTTM required by each role in TTM

AGTTM Part	TTM Roles				
	Traffic management worker	Traffic controller	Traffic management implementer	Traffic management designer	RIM / project manager / contractor / TM company
Part 1	General knowledge	General knowledge	General knowledge	General knowledge	General knowledge
Part 2	General knowledge	General knowledge	Intermediate knowledge	Lead role	Supporting role
Part 3	General knowledge	Intermediate knowledge	Intermediate knowledge	Lead role	Supporting role
Part 4	General knowledge	General knowledge	Intermediate knowledge	Lead role	Supporting role
Part 5	Intermediate knowledge	Supporting role	Supporting role	Lead role	Supporting role
Part 6	Intermediate knowledge	Intermediate knowledge	Lead role	Supporting role	Supporting role
Part 7	General knowledge	Lead role	Supporting role	Supporting role	Supporting role
Part 8	General knowledge	General knowledge	Supporting role	Supporting role	Lead role
Part 9	General knowledge	General knowledge	Intermediate knowledge	Lead role	Supporting role
Part 10	General knowledge	General knowledge	Supporting role	Lead role	Supporting role

The applicant must finalise and submit outstanding re-accreditation assignment works post course if not completed during the two (2) day training session. Participants shall only be **given two (2) weeks to submit work-based evidence post course**. Extensions of another two (2) weeks shall only be granted under exceptional circumstances at the discretion of Earthworks Training & Assessment Services.

Supporting Evidence All documents must be submitted in Word format or PDF. Students should retain a copy of what was submitted to the RTO.



This program will be delivered and assessed by Earthworks Training & Assessment Services (Nat. Provider: 50590)

Contact ETAS Admin:

Phone: 08 89885484

Email: etas@bigpond.net.au

Web: www.etas.com.au

EVERYBODY HAS A DUTY OF CARE

V301721